

Red Lake Police Service Board

2022 Q3 Report





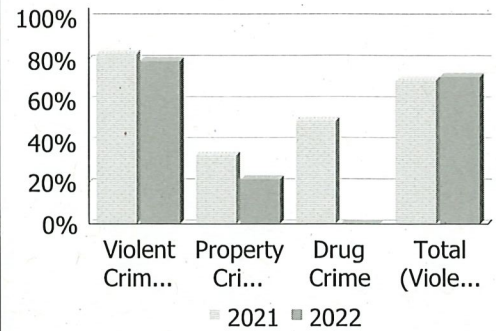
Calls for Service by Location

	Q1	Q2	Q3
Municipality of Red Lake	899	1282	1349
Township of Ear Falls	140	109	145
First Nation Territory of Pikangikum	1037	1407	2170
Unorganized Area	18	24	40
Highways	101	259	306
Total	2195	3081	4010

Police Services Board Report for Red Lake
Records Management System
July to September - 2022


Clearance Rate

Clearance Rate	July to September			Year to Date - September		
	2021	2022	Difference	2021	2022	Difference
Violent Crime	82.4%	79.0%	-3.4%	82.5%	78.8%	-3.7%
Property Crime	33.3%	21.4%	-11.9%	35.7%	27.9%	-7.8%
Drug Crime	50.0%	0.0%	-50.0%	75.0%	33.3%	-41.7%
Total (Violent, Property & Drug)	69.7%	71.4%	1.7%	71.2%	69.1%	-2.1%



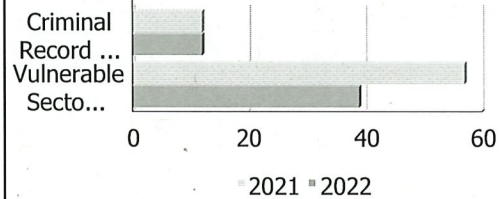
Unfounded

Unfounded	July to September			Year to Date - September		
	2021	2022	% Change	2021	2022	% Change
Total (Violent, Property & Drug)	16	10	-37.5%	43	29	-32.6%



Criminal Record and Vulnerable Sector Screening Checks

Actual	July to September			Year to Date - September		
	2021	2022	% Change	2021	2022	% Change
Criminal Record Checks	12	12	0.0%	40	34	-15.0%
Vulnerable Sector Screening Checks	57	39	-31.6%	118	129	9.3%



Data contained within this report is dynamic in nature and numbers will change over time as the Ontario Provincial Police continue to investigate and solve crime.

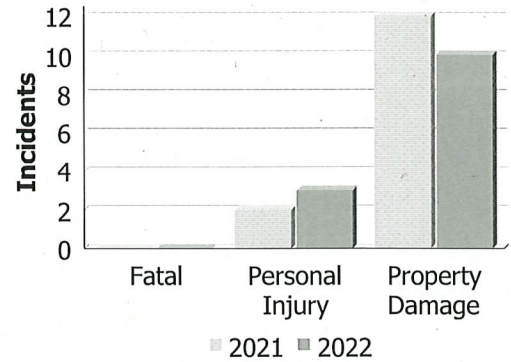
Data Utilized

- Major Crimes
- Niche RMS All Offence Level Business Intelligence Cube

Police Services Board Report for Red Lake
Collision Reporting System
July to September - 2022

Motor Vehicle Collisions by Type

Incidents	July to September			Year to Date - September		
	2021	2022	% Change	2021	2022	% Change
Fatal	0	0	--	0	0	--
Personal Injury	2	3	50.0%	3	7	133.3%
Property Damage	12	10	-16.7%	49	43	-12.2%
Total	14	13	-7.1%	52	50	-3.8%



Fatalities in Detachment Area

Incidents		July to September			Year to Date - September		
		2021	2022	% Change	2021	2022	% Change
Motor Vehicle Collision	Fatal Incidents	0	0	--	0	0	--
	Alcohol Related	0	0	--	0	0	--
Off-Road Vehicle	Fatal Incidents	0	0	--	0	0	--
	Alcohol Related	0	0	--	0	0	--
Motorized Snow Vehicle	Fatal Incidents	0	0	--	0	0	--
	Alcohol Related	0	0	--	0	0	--

Persons Killed	July to September			Year to Date - September		
	2021	2022	% Change	2021	2022	% Change
Motor Vehicle Collision	0	0	--	0	0	--
Off-Road Vehicle	0	0	--	0	0	--
Motorized Snow Vehicle	0	0	--	0	0	--

Detachment: 2K - RED LAKE
Location code(s): 2K00-RED LAKE
Data source date:
 2022/10/06

Report Generated by:
 Horan, Casey

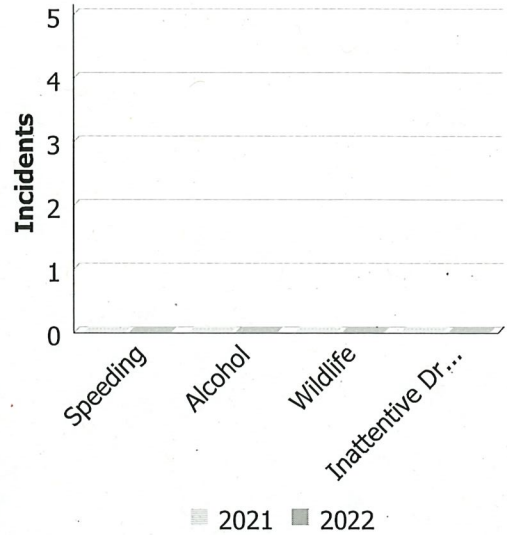
Report Generated on:
 Oct 7, 2022 10:21:00 AM
 PP-CSC-Operational Planning-4300

**Police Services Board Report for Red Lake
Collision Reporting System
July to September - 2022**

Primary Causal Factors in Fatal Motor Vehicle Collisions

Incidents	July to September			Year to Date - September		
	2021	2022	% Change	2021	2022	% Change
Speeding as a contributing factor	0	0	0	0	0	0
Where alcohol is involved	0	0	0	0	0	0
Wildlife as a contributing factor	0	0	0	0	0	0
Inattentive driver as a contributing factor	0	0	0	0	0	0

Persons Killed	July to September			Year to Date - September		
	2021	2022	% Change	2021	2022	% Change
Seatbelt as a contributing factor	0	0	0	0	0	0



Data Utilized

- SQL online application reporting system – OPP CRS 2.3.09
- Collision Reporting System Business Intelligence Cube

Detachment: 2K - RED LAKE
Location code(s): 2K00-RED LAKE
Data source date:
 2022/10/06

Report Generated by:
 Horan, Casey

Report Generated on:
 Oct 7, 2022 10:21:00 AM
 PP-CSC-Operational Planning-4300

Police Services Board Report for Red Lake
2022/Jul to 2022/Sep

Public Complaints	
Policy	0
Service	0
Conduct	0

Date information collected from Professional Standards Bureau Commander Reports: 2022-10-07

Data Source

Ontario Provincial Police, Professional Standards Bureau Commander Reports

- Includes all public policy, service and conduct complaints submitted to the Office of the Independent Police Review Director (OIPRD)

Secondary Employment

Daily Activity Reporting Patrol Hours
--

Total Hours	2022/Jul to 2022/Sep
Number of Cruiser Patrol Hours	453.00
Number of Motorcycle Patrol Hours	0.00
Number of Marine Patrol Hours	183.75
Number of ATV Patrol Hours	0.00
Number of Snowmobile Patrol Hours	0.00
Number of Bicycle Patrol Hours	0.00
Number of Foot Patrol Hours	10.00
Number of School Patrol Hours	1.50

Data source (Daily Activity Reporting System) date: 2022/10/05

Detachment: 2K - RED LAKE

Location code(s): 2K00 - RED LAKE

Report Generated by:
Horan, Casey

Report Generated on:
Oct 7, 2022 10:19:24 AM

PP-CSC-Operational Planning-4300

Red Lake 2022 Quarterly Summary

	Q1		Q2		Q3	
	2020	2021	2020	2021	2020	2021
Calls for Service						
Municipality of Red Lake	767	738	888	1282	781	1355
Unorganized Area	32	30	13	24	12	40
Highways	62	159	188	214	71	306
Township of Ear Falls	83	83	117	109	96	118
First Nation Territory of Pikangikum	2080	1277	1260	1407	1117	1546
Totals	3024	2287	2466	3036	2077	4010
Violent Crime						
Murder	0	0	0	0	0	0
Other offences causing death	0	0	0	0	0	0
Attempted Murder	0	0	0	0	0	0
Sexual Assault	2	2	4	12	6	7
Assault	27	22	28	43	31	42
Abduction	0	0	0	0	0	0
Robbery	0	0	0	0	0	0
Other Crimes Against Person	4	1	6	8	7	7
Property Crime						
Arson	0	0	0	0	1	0
Break & Enter	2	1	2	1	7	0
Theft Over	2	0	0	1	1	0
Theft Under	6	7	0	8	5	2
Have Stolen Goods	1	0	0	0	0	0
Fraud	5	3	6	4	3	0
Mischief	2	2	4	4	14	12
Drug Crime						
Possession	1	0	0	1	0	0
Trafficking	1	0	1	1	0	1
Importation and Production	0	0	0	0	0	0
MotorVehicle Collision						
Fatal	0	0	0	0	0	0
Personal Injury	2	1	0	1	7	3
Property Damage	14	24	13	15	11	10
Clearance Rates						
Violent Crime	82.4%	96.2%	71.0%	69.8%		82.4%
Property Crime	38.9%	46.2%	25.0%	31.6%		33.3%
Drug Crime	100.0%	100.0%	100.0%	50.0%		50.0%
						79.0%
						21.4%
						0.0%

Summary of Impaired Incidents 2022 (Jan to Sep)

Driver	Incidents	Age Range	Average Age
Male	20	19-66	34.3
Female	5	28-48	36.4
Time of day		Total Charges	47
0601-1200	1		
1201-1800	4		
1801-2400	15		
0001-0600	5		
	25		

Summary of Impaired Incidents 2021 (Jan to Sep)

Driver	Incidents	Age Range	Average Age
Male	13	21-58	32.9
Female	5	15-40	29.8
Time of day		Total Charges	30
0601-1200	3		
1201-1800	4		
1801-2400	7		
0001-0600	4		
	18		